

built to last for decades


Auditorium & Theater

Seating Collection

SEGASiT ©


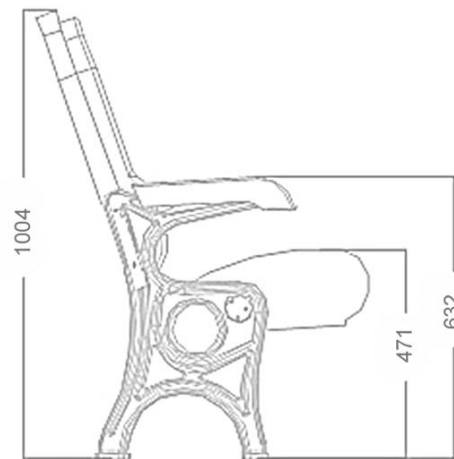
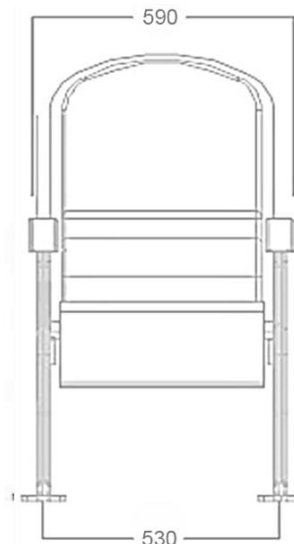
The leading Turkish brand of quality Auditorium, Theatre, and Cinema Seating

www.segasit.com



PERA | A SERIES

PERA theater seat not only have an eye-catching classic elegance looking, but also have an ergonomic design that perfectly fits the position of the spectators.



OPTION FEATURES

PERA | AW-BSF

- (AW) The lateral feet are aluminum casting finished with solid wooden armrest unit.
- (BSF) Both backrest and seat padding are fully upholstered with padded cover.



PERA | AW-BSF

PERA | AW-BSW

- (AW) The lateral feet are aluminum casting finished with solid wooden armrest unit.
- (BSW) Both backrest and seat padding are supported by a varnished beech plywood backboard.



PERA | AW-BSW

PERA | MW-BW

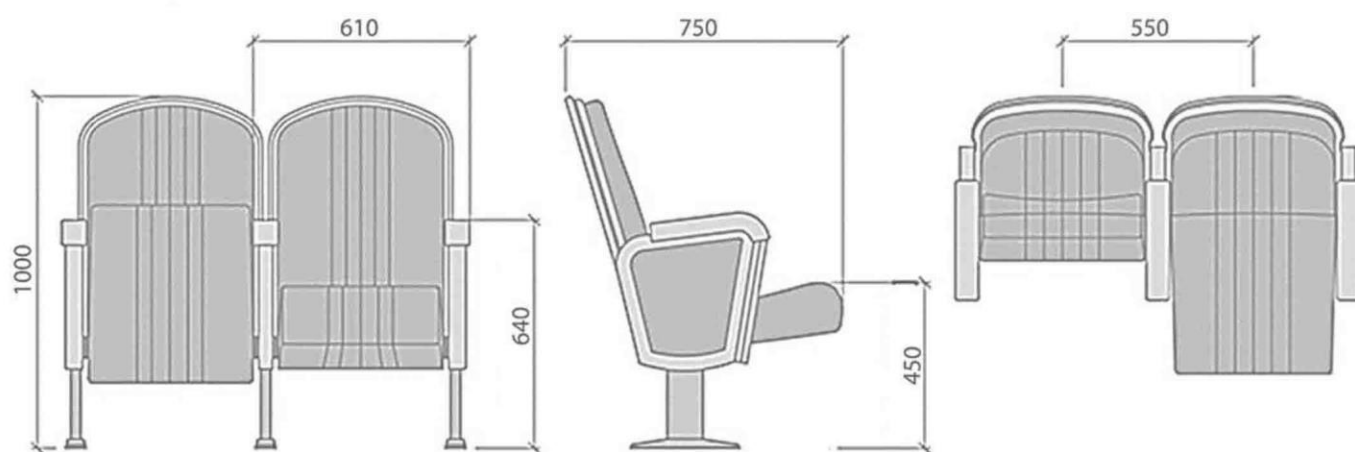
- (MW) The armrests are steel profile, finished with solid wooden frame armrest units.
- (BW) The backrest padding is supported by a varnished beech plywood backboard.



PERA | MW-BW


PERA | MW-BW

PERA | MW-BW theater seat not only have an eye-catching classic elegance looking, but also have an ergonomic design that perfectly fits the position of the spectators.



PERA | MW-BW

- (MW) The armrests are steel profile, finished with solid wooden frame armrest units.
- (BW) The backrest padding is supported by a varnished beech plywood backboard.





GRAND PERA EMEK Theater Hall, Istanbul, Turkey
Model of Seat: PERA; Number of Seats: 640 units; Year of development: 2015

PERA theater seat not only has an eye-catching classic elegance look but also has an ergonomic design that perfectly fits the position of the spectators.

The series aligns with the investor's and the audience's needs; It is enriched with aluminum lateral legs, fabric, or leather upholstery.

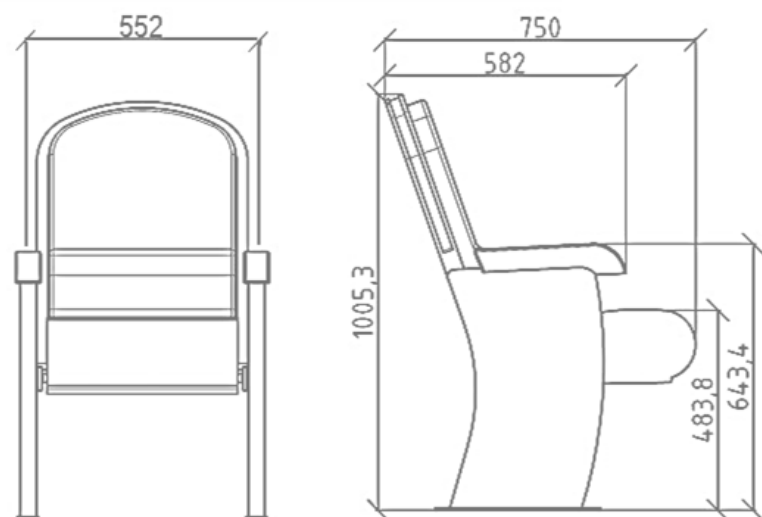
Its compact structure allows for ease of access and egress and the extensive backrest options ensure maximum comfort and function.

Designed to be comfortable and maintenance-free throughout its lifetime, this seat provides levels of comfort far beyond its size.



PERA | W SERIES

PERA/W is in line with the needs of the investor and the audience; It is enriched with wooden lateral legs, fabric or leather upholstery, a backrest, and a seat unit wooden cover.



OPTION FEATURES

PERA | W-BW

- (W) The lateral feet are varnished wooden veneer boxes.
- (BW) The backrest padding is supported by a varnished beech plywood backboard.



PERA | W-BSW

- (W) The lateral feet are varnished wooden veneer boxes.
- (BSW) Both backrest and seat padding are supported by a varnished beech plywood backboard.




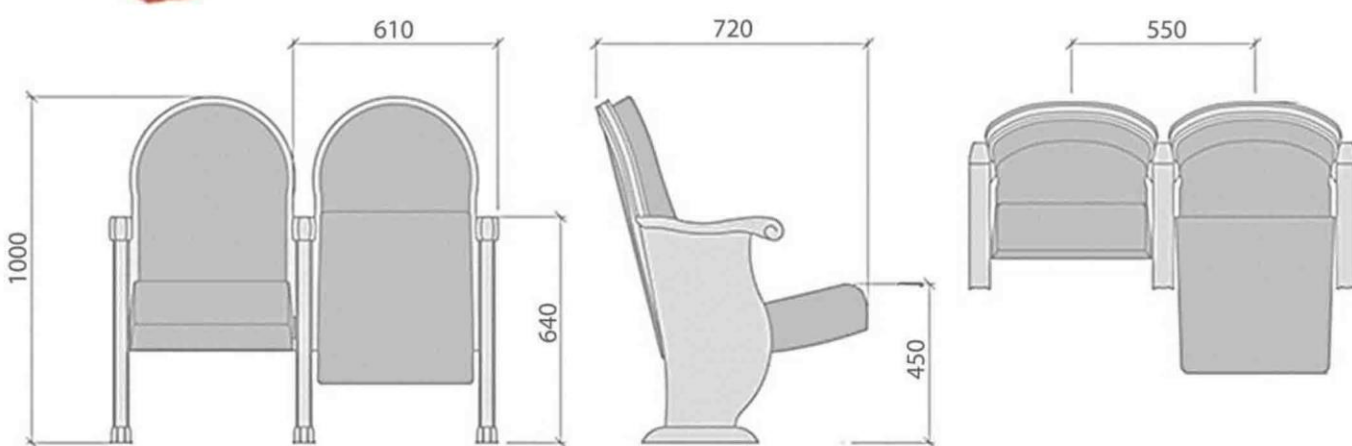
MOZART | SERIES


MOZART with classical lines for theatres, auditoriums, operas houses and any other area where conserving a traditional atmosphere is important. This is possible thanks to its aesthetics and finishes in top quality wood.



MOZART | W-BSF

- (W) The lateral feet are varnished solid wood.
- (BSF) Both backrest and seat padding are fully upholstered with padded cover.





MOZART with classical lines for theatres, auditoriums, operas houses and any other area where conserving a traditional atmosphere is important. This is possible thanks to its aesthetics and finishes in top quality wood.

The series are in line with the needs of the investor and the audience; It is enriched with wooden lateral legs, fabric or leather upholstery, backrest and seat unit wooden cover.

The combination of design and comfort makes the series the ideal choice to equip Auditorium and Theater Halls, Conference and Convention Centers, Performing Arts Centers, Corporate and Public Building Halls, Education and School Halls.


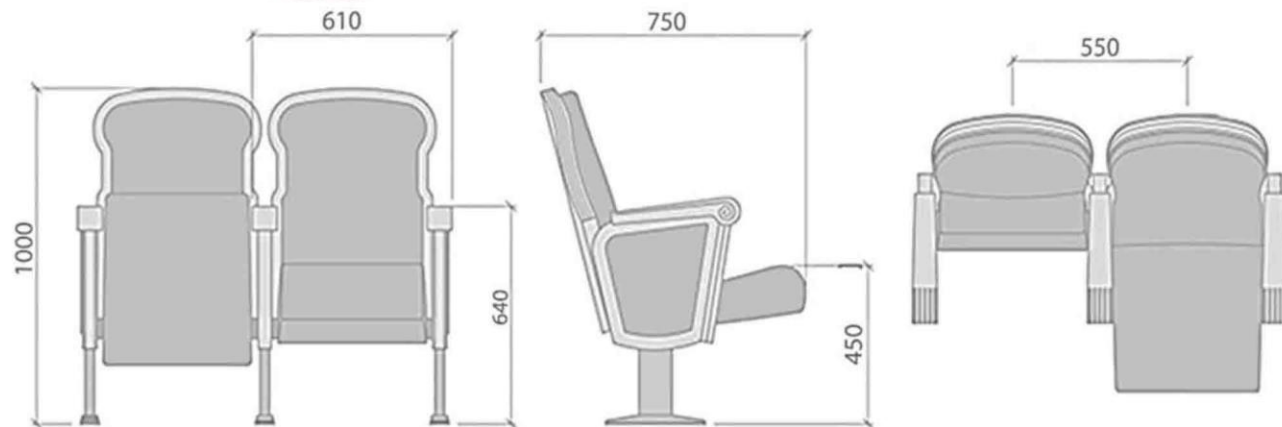
ALLEGRO | SERIES

ALLEGRO with classical lines for theatres, auditoriums, operas houses and any other area where conserving a traditional atmosphere is important. This is possible thanks to its aesthetics and finishes in top quality wood.



ALLEGRO | MW-BSF

- (MW) The armrests are steel profile, finished with solid wooden frame armrest units.
- (BSF) Both backrest and seat padding are fully upholstered with padded cover.



TRUVA | F SERIES

TRUVA series auditorium seats are the top seller, representing a bold and modern figure. Its dimensions guarantee comfort and livability. The series offers a luxurious look, maximum comfort, and function.

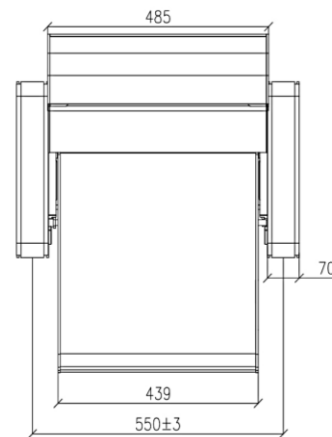
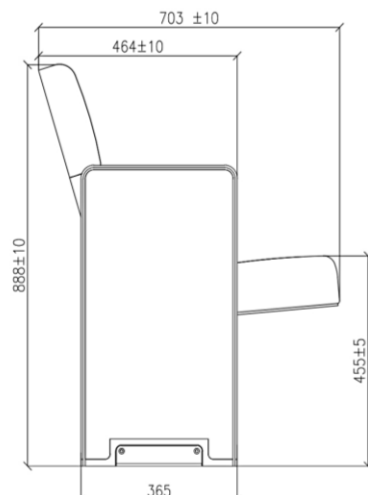
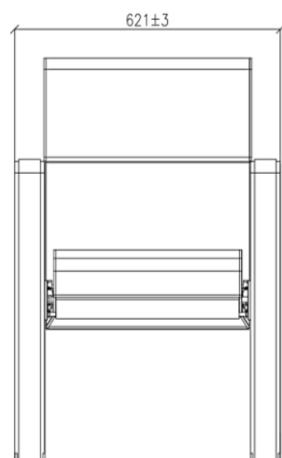


Tip-up seat folds automatically with an inside weight balance system. Totally silent and maintenance-free.

OPTIONAL Tip-up seat Controlled Slow Rising System

Controlled Slow Rising System by means of silent, controlled slow movement with no bumps.

The seat folds up automatically with controlled slow movement by a pneumatic piston mechanism located at the side panel. Totally silent and maintenance-free.



OPTION FEATURES

TRUVA | F-BSF

- (F) The lateral feet are fully upholstered with padded covers.
- (BSF) Both backrest and seat padding are fully upholstered with padded cover.



TRUVA | FW-BSF

- (FW) The lateral feet are fully upholstered and finished with a solid wooden armrest unit.
- (BSF) Both backrest and seat padding are fully upholstered with padded covers.



TRUVA | FW-BW


- (FW) The lateral feet are fully upholstered and finished with a solid wooden armrest unit.
- (BW) The backrest padding is supported by a varnished beech plywood backboard.



TRUVA | FW-BSW

- (FW) The lateral feet are fully upholstered and finished with a solid wooden armrest unit.
- (BSW) Both backrest and seat padding are supported by a varnished beech plywood backboard.





BAYKAR Defence Industry R&D Center, Istanbul-Turkey

Model: TRUVA; Number of Seats: 644 units; Year of development: 2022



TRUVA series auditorium seats are the top seller, representing a bold and modern figure. Its dimensions guarantee comfort and livability. The series offers a luxurious look, maximum comfort, and function.

The series aligns with the investor's and the audience's needs; It is enriched with lateral legs, fabric or leather upholstery, a backrest, and a seat unit wooden cover.

The combination of design and comfort makes the series the ideal choice to equip Auditorium and Theater Halls, Conference and Convention Centers, Performing Arts Centers, Corporate and Public Building Halls, and Education /School Halls.

TRUVA-WT | F SERIES

TRUVA-WT series are equipped with an anti-panic writing tablet with a mechanism that provided strong durability.



Tip-up seat folds automatically with inside weight balance system. Totally silent and maintenance free.

OPTIONAL Tip-up seat Controlled Slow Rising System

Controlled Slow Rising System by means of silent, controlled slow movement with no bumps.

The seat folds up automatically with controlled slow movement by a pneumatic piston mechanism located at the side panel. Totally silent and maintenance-free.



OPTION FEATURES

TRUVA-WT | F-BSF

- (F) The lateral feet are fully upholstered with padded covers.
- (BSF) Both backrest and seat padding are fully upholstered with padded cover.



TRUVA-WT | FW-BSF

- (FW) The lateral feet are fully upholstered and finished with a solid wooden armrest unit.
- (BSF) Both backrest and seat padding are fully upholstered with padded covers.



TRUVA-WT | FW-BW

- (FW) The lateral feet are fully upholstered and finished with a solid wooden armrest unit.
- (BW) The backrest padding is supported by a varnished beech plywood backboard.



TRUVA-WT | FW-BSW

- (FW) The lateral feet are fully upholstered and finished with a solid wooden armrest unit.
- (BSW) Both backrest and seat padding are supported by a varnished beech plywood backboard.



ROYAL | F SERIES

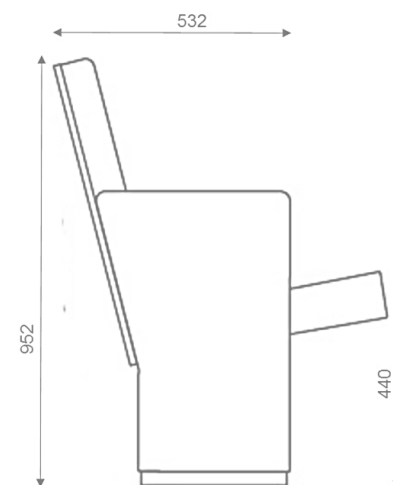
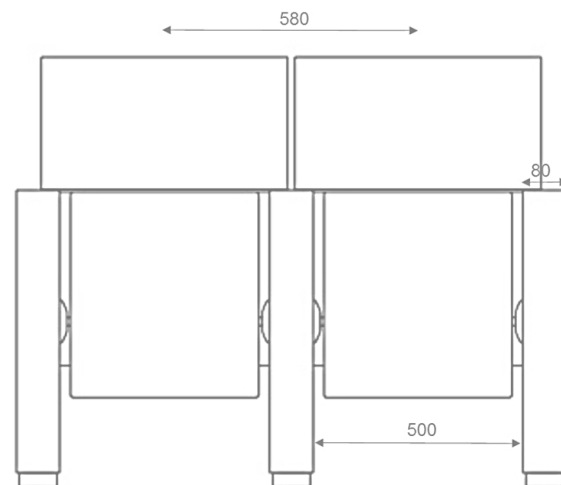
ROYAL is the most important version in the collection, where the classic elegance of the backrest and the soft line of the seat combine all the features of functionality and ergonomics, expressing them at their best.



Tip-up seat folds automatically with an inside weight balance system. Totally silent and maintenance-free.

OPTIONAL Tip-up Seat Controlled Slow Rising System

Controlled Slow Rising System by means of silent, controlled slow movement with no bumps. The seat folds up automatically with controlled slow movement by a pneumatic piston mechanism located at the side panel. Silent and maintenance-free.



OPTION FEATURES

ROYAL | F-BSF

- (F) The lateral feet are fully upholstered with padded covers.
- (BSF) Both backrest and seat padding are fully upholstered with padded covers.



ROYAL | FW-BSF

- (FW) The lateral feet are fully upholstered and finished with a solid wooden armrest unit.
- (BSF) Both backrest and seat padding are fully upholstered with padded covers.



ROYAL | FW-BW


- (FW) The lateral feet are fully upholstered and finished with a solid wooden armrest unit.
- (BW) The backrest padding is supported by a varnished beech plywood backboard.



ROYAL | FW-BSW

- (FW) The lateral feet are fully upholstered and finished with a solid wooden armrest unit.
- (BSW) Both backrest and seat padding are supported by a varnished beech plywood backboard.







ROYAL is the most important version in the collection, where the classic elegance of the backrest and the soft line of the seat combine all the features of functionality and ergonomics, expressing them at their best.

The series aligns with the investor's and the audience's needs; It is enriched with lateral legs, fabric or leather upholstery, a backrest, and a seat unit wooden cover.

The combination of design and comfort makes the series the ideal choice to equip Auditorium and Theater Halls, Conference and Convention Centers, Performing Arts Centers, Corporate and Public Building Halls, and Education/ School Halls.



ROYAL-WT | F SERIES

ROYAL-WT series are equipped with an anti-panic writing tablet with a mechanism that provided strong durability.



Tip-up seat folds automatically with an inside weight balance system. Silent and maintenance-free.

OPTIONAL Tip-up Seat Controlled Slow Rising System

Controlled Slow Rising System by means of silent, controlled slow movement with no bumps.

The seat folds up automatically with controlled slow movement by a pneumatic piston mechanism located at the side panel. Silent and maintenance-free.



OPTION FEATURES

ROYAL-WT | F-BSF

- (F) The lateral feet are fully upholstered with padded covers.
- (BSF) Both backrest and seat padding are fully upholstered with padded cover.



ROYAL-WT | FW-BSF

- (FW) The lateral feet are fully upholstered and finished with a solid wooden armrest unit.
- (BSF) Both backrest and seat padding are fully upholstered with padded covers.



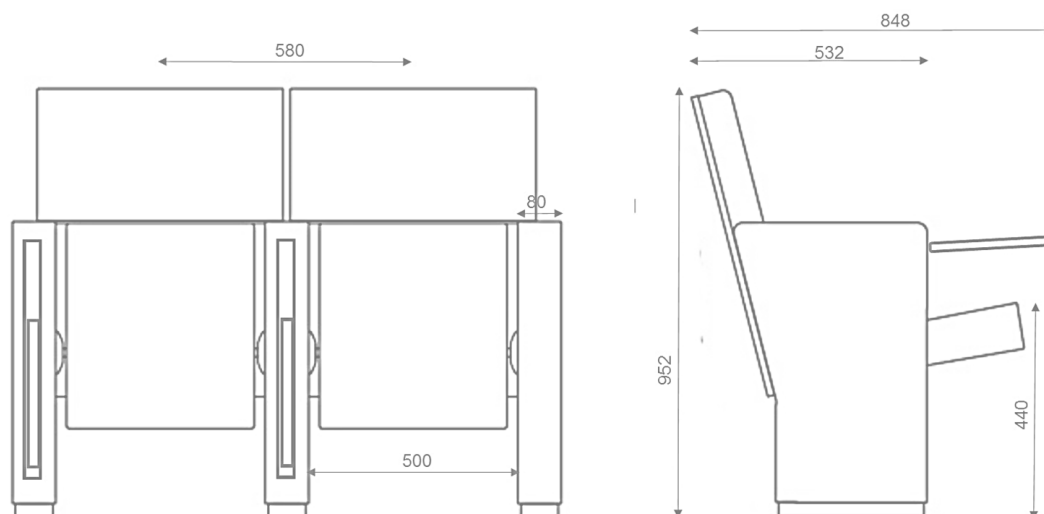
ROYAL-WT | FW-BW

- (FW) The lateral feet are fully upholstered, finished with a solid wooden armrest unit.
- (BW) The backrest padding is supported by a varnished beech plywood backboard.



ROYAL-WT | FW-BSW

- (FW) The lateral feet are fully upholstered and finished with a solid wooden armrest unit.
- (BSW) Both backrest and seat padding are supported by a varnished beech plywood backboard.



DESTO | F SERIES

DESTO is characterized by its comfort and flexibility of installation, associated with a design that adapts easily to a wide range of applications

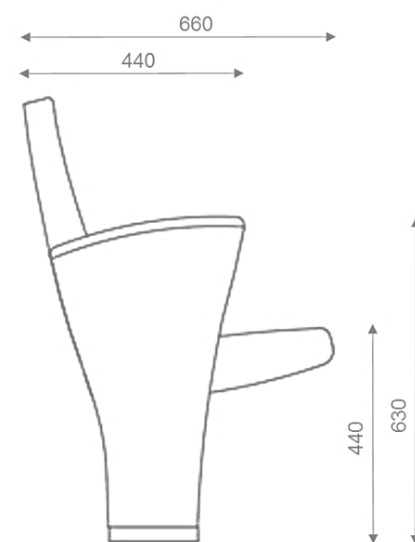
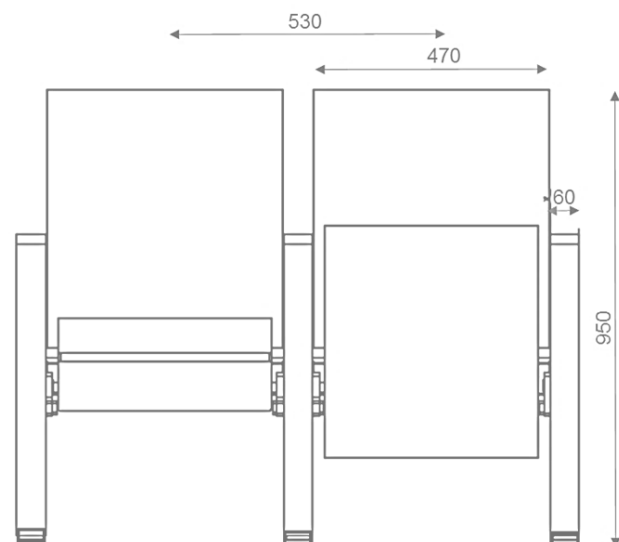


Tip-up seat folds automatically with an inside weight balance system. Silent and maintenance-free.

OPTIONAL Tip-up Seat Controlled Slow Rising System

Controlled Slow Rising System by means of silent, controlled slow movement with no bumps.

The seat folds up automatically with controlled slow movement by a pneumatic piston mechanism located at the side panel. Silent and maintenance-free.



OPTION FEATURES

DESTO | FW-BSF

- (FW) The lateral feet are fully upholstered and finished with a solid wooden armrest unit.
- (BSF) Both backrest and seat padding are fully upholstered with padded covers.



DESTO | FW-BW


- (FW) The lateral feet are fully upholstered and finished with a solid wooden armrest unit.
- (BW) The backrest padding is supported by a varnished beech plywood backboard.




DESTO | FW-BSW

- (FW) The lateral feet are fully upholstered and finished with a solid wooden armrest unit.
- (BSW) Both backrest and seat padding are supported by a varnished beech plywood backboard.





MOI Performing Arts Center, Istanbul TURKEY
Model of Seat: DESTO; Number of Seats: 707 units; Year of development: 2014






TORIUM Performing Arts Center, Istanbul, TURKEY
Model of Seat: DESTO; Number of Seats: 287 units; Year of development: 2015

DESTO is characterized by its comfort and flexibility of installation, associated with a design that adapts easily to a wide range of applications.

The series is in line with the needs of the investor and the audience; It is enriched with lateral legs, fabric or leather upholstery, a backrest, and a seat unit wooden cover.

The combination of design and comfort makes the series the ideal choice to equip Auditorium and Theater Halls, Conference and Convention Centers, Performing Arts Centers, Corporate and Public Building Halls, and Education/School Halls.



FLASH SERIES

FLASH series auditorium seats represent a bold and modern figure. Its dimensions guarantee comfort and livability. The series offers a luxurious look, maximum comfort and function.

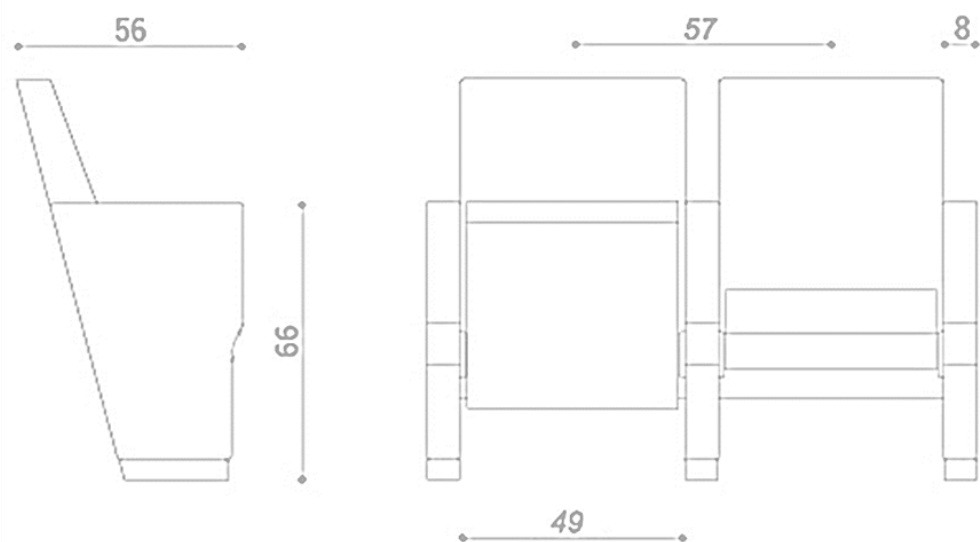


Tip-up seat folds automatically with an inside weight balance system. Silent and maintenance-free.

OPTIONAL Tip-up Seat Controlled Slow Rising System

Controlled Slow Rising System by means of silent, controlled slow movement with no bumps.

The seat folds up automatically with controlled slow movement by a pneumatic piston mechanism located at the side panel. Silent and maintenance-free.



OPTION FEATURES

FLASH | F-BSF

- (F) The lateral feet are fully upholstered with padded covers.
- (BSF) Both backrest and seat padding are fully upholstered with padded cover.



FLASH | FW-BSF

- (FW) The lateral feet are fully upholstered and finished with a solid wooden armrest unit.
- (BSF) Both backrest and seat padding are fully upholstered with padded covers.



FLASH | FW-BW

- (FW) The lateral feet are fully upholstered and finished with a solid wooden armrest unit.
- (BW) The backrest padding is supported by a varnished beech plywood backboard.



FLASH | FW-BSW

- (FW) The lateral feet are fully upholstered and finished with a solid wooden armrest unit.
- (BSW) Both backrest and seat padding are supported by a varnished beech plywood backboard.





FLASH series auditorium seats represent a bold and modern figure. Its dimensions guarantee comfort and livability. The series offers a luxurious look, maximum comfort, and function.

The series is in line with the needs of the investor and the audience; It is enriched with lateral legs, fabric or leather upholstery, a backrest, and a seat unit wooden cover.

The combination of design and comfort makes the series the ideal choice to equip Auditorium and Theater Halls, Conference and Convention Centers, Performing Arts Centers, Corporate and Public Building Halls, and Education /School Halls.



RETRO | Fseries

RETRO is the theater and auditorium seat of choice where comfort and durability are the primary concerns. Highly customizable, it is suitable for straight and radial layouts.



Tip-up seat folds automatically with an inside weight balance system. Silent and maintenance-free.

OPTIONAL Tip-up Seat Controlled Slow Rising System

Controlled Slow Rising System by means of silent, controlled slow movement with no bumps.

The seat folds up automatically with controlled slow movement by a pneumatic piston mechanism located at the side panel. Silent and maintenance-free.

RETRO | F-BSF

- (F) The lateral feet are fully upholstered with padded covers.
- (BSF) Both backrest and seat padding are fully upholstered with padded cover.



RETRO | FW-BSF

- (FW) The lateral feet are fully upholstered and finished with a solid wooden armrest unit.
- (BSF) Both backrest and seat padding are fully upholstered with padded covers.



RETRO | FW-BW

- (FW) The lateral feet are fully upholstered and finished with a solid wooden armrest unit.
- (BW) The backrest padding is supported by a varnished beech plywood backboard.



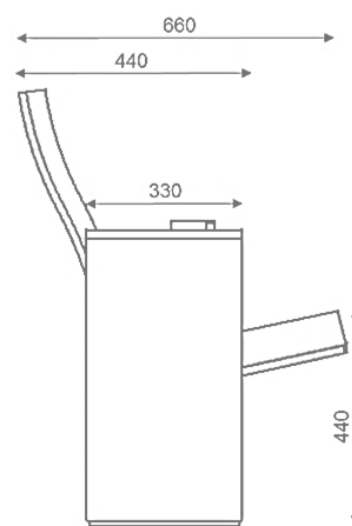
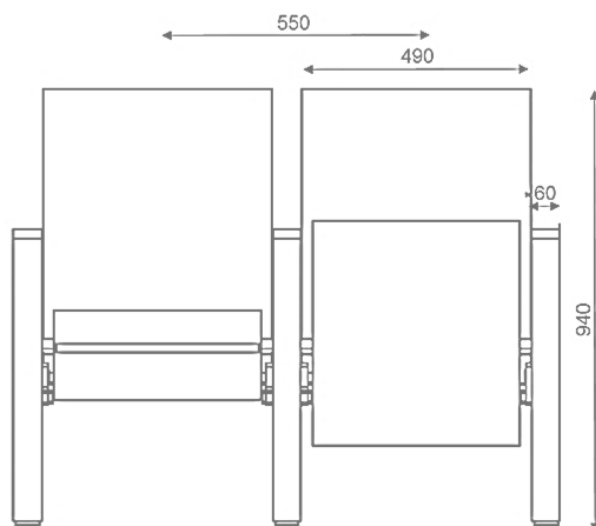
RETRO | FW-BSW


- (FW) The lateral feet are fully upholstered and finished with a solid wooden armrest unit.
- (BSW) Both backrest and seat padding are supported by a varnished beech plywood backboard.



RETRO | W-BSW

- (W) The lateral feet are varnished wooden veneer boxes.
- (BSW) Both backrest and seat paddings are supported with varnished beech plywood backboard.





RETRO is the theater and auditorium seat of choice where comfort and durability are the primary concerns. Highly customizable, it is suitable for straight and radial layouts.

The series is in line with the needs of the investor and the audience; It is enriched with lateral legs, fabric or leather upholstery, a backrest, and a seat unit wooden cover.

The combination of design and comfort makes the series the ideal choice to equip Auditorium and Theater Halls, Conference and Convention Centers, Performing Arts Centers, Corporate and Public Building Halls, and Education/School Halls.



RETRO-WT | F SERIES

RETRO-WT series are equipped with an anti-panic writing tablet with a mechanism that provided strong durability.



Tip-up seat folds automatically with an inside weight balance system. Silent and maintenance-free.

OPTIONAL Tip-up seat Controlled Slow Rising System

Controlled Slow Rising System by means of silent, controlled slow movement with no bumps.

The seat folds up automatically with controlled slow movement by a pneumatic piston mechanism located at the side panel. Silent and maintenance-free.

RETRO-WT | F-BSF

OPTION FEATURES

- (F) The lateral feet are fully upholstered with padded covers.
- (BSF) Both backrest and seat padding are fully upholstered with padded cover.



RETRO-WT | FW-BSF

- (FW) The lateral feet are fully upholstered, and finished with a solid wooden armrest unit.
- (BSF) Both backrest and seat padding are fully upholstered with padded covers.



RETRO-WT | FW-BW

- (FW) The lateral feet are fully upholstered, and finished with a solid wooden armrest unit.
- (BW) The backrest padding is supported by a varnished beech plywood backboard.



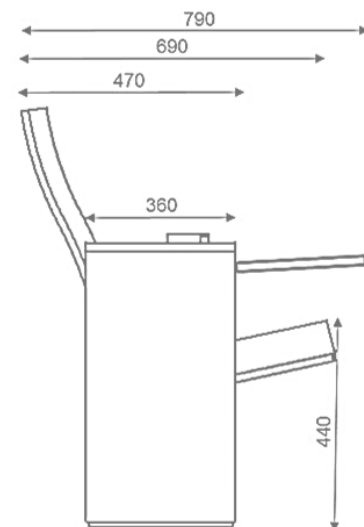
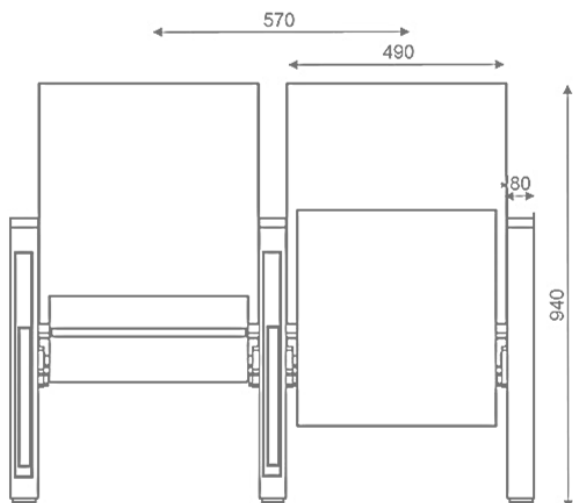
RETRO-WT | FW-BSW

- (FW) The lateral feet are fully upholstered, and finished with a solid wooden armrest unit.
- (BSW) Both backrest and seat padding are supported by a varnished beech plywood backboard.



RETRO-WT | W-BSW

- (W) The lateral feet are varnished wooden veneer boxes.
- (BSW) Both backrest and seat paddings are supported with varnished beech plywood backboard.



CELO SERIES

CELO is stand out for comfort and own personality with its stylish, elegant and functional design.

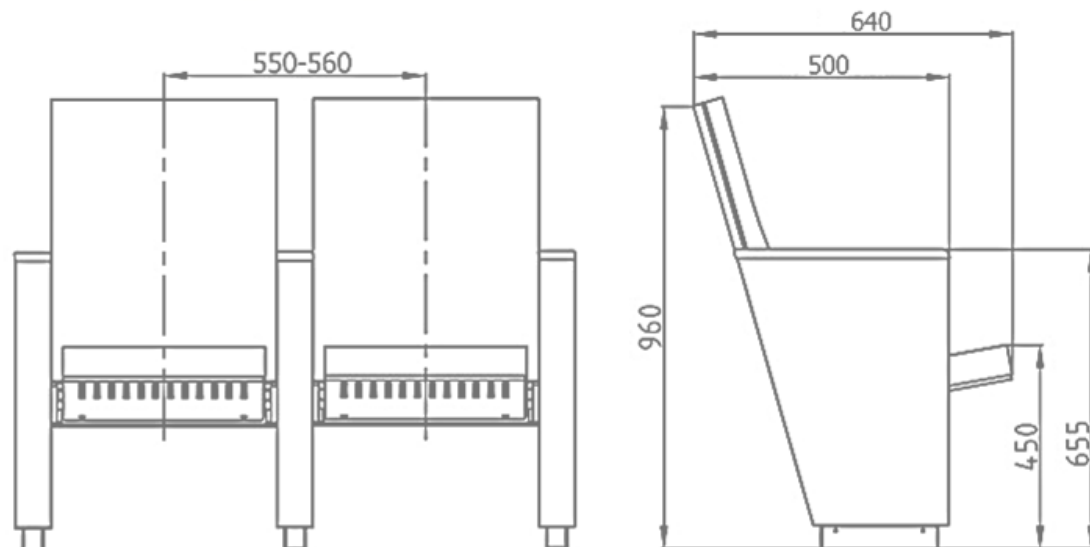


Tip-up seat folds automatically with an inside weight balance system. Silent and maintenance-free.

OPTIONAL Tip-up Seat Controlled Slow Rising System

Controlled Slow Rising System by means of silent, controlled slow movement with no bumps.

The seat folds up automatically with controlled slow movement by a pneumatic piston mechanism located at the side panel. Silent and maintenance-free.



OPTION FEATURES

CELO | FW-BW

- (FW) The lateral feet are fully upholstered and finished with a solid wooden armrest unit.
- (BW) The backrest padding is supported by a varnished beech plywood backboard.



CELO | FW-BSW

- (FW) The lateral feet are fully upholstered and finished with a solid wooden armrest unit.
- (BSW) Both backrest and seat padding are supported by a varnished beech plywood backboard.



CELO | W-BW

- (W) The lateral feet are varnished wooden veneer boxes.
- (BW) The backrest padding is supported with a varnished beech plywood backboard.



CELO | W-BSW

- (W) The lateral feet are varnished wooden veneer boxes.
- (BSW) Both backrest and seat paddings are supported with varnished beech plywood backboard.





CELO is stand out for comfort and its personality with its stylish, elegant, and functional design.

The series is in line with the needs of the investor and the audience; It is enriched with lateral legs, fabric or leather upholstery, a backrest, and a seat unit wooden cover.

The combination of design and comfort makes the series the ideal choice to equip Auditorium and Theater Halls, Conference and Convention Centers, Performing Arts Centers, Corporate and Public Building Halls, and Education/ School Halls.



CELO-WT SERIES

CELO-WT series are equipped with an anti-panic writing tablet with a mechanism that provided strong durability.



Tip-up seat folds automatically with an inside weight balance system. Silent and maintenance-free.

OPTIONAL Tip-up seat Controlled Slow Rising System

Controlled Slow Rising System by means of silent, controlled slow movement with no bumps. The seat folds up automatically with controlled slow movement by a pneumatic piston mechanism located at the side panel. Silent and maintenance-free.

OPTION FEATURES

CELO-WT | W-BSW

- (W) The lateral feet are varnished wooden veneer boxes.
- (BSW) Both backrest and seat paddings are supported with varnished beech plywood backboard.



CELO-WT | W-BW

- (W) The lateral feet are varnished wooden veneer boxes.
- (BW) The backrest padding is supported with a varnished beech plywood backboard.



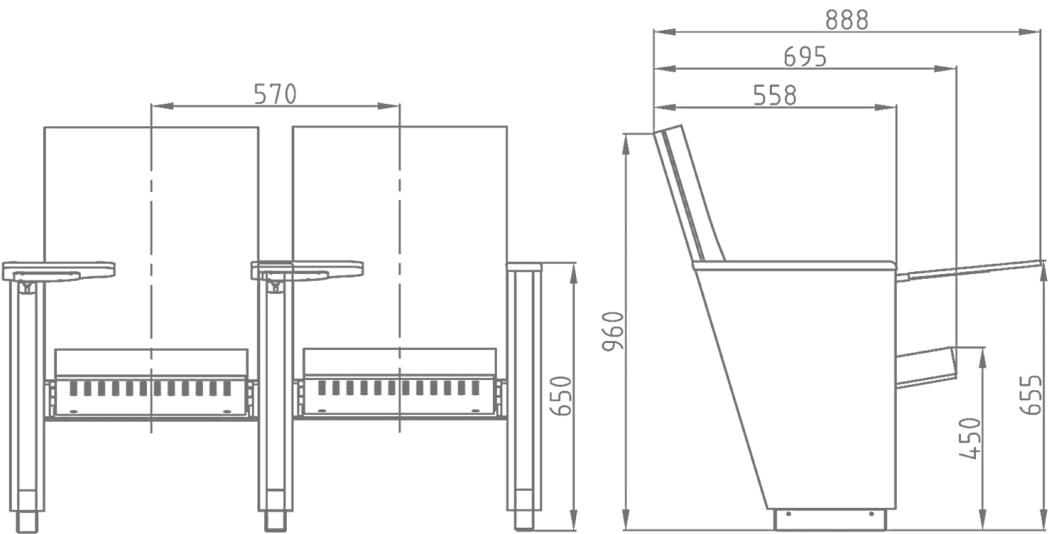
CELO-WT | FW-BSW

- (FW) The lateral feet are fully upholstered and finished with a solid wooden armrest unit.
- (BSW) Both backrest and seat padding are supported by a varnished beech plywood backboard.



CELO-WT | FW-BW

- (FW) The lateral feet are fully upholstered and finished with a solid wooden armrest unit.
- (BW) The backrest padding is supported by a varnished beech plywood backboard.



NERO_{SERIES}

NERO is manufactured in accordance with the needs of conference and theater halls and in ergonomic designs targeting comfort that fits the audience perfectly.



NERO Line | W-BSW

- (W) The lateral armrests are varnished beech plywood board, and finished with a solid wooden armrest unit.
- (BSW) Both backrest and seat padding are supported by a varnished beech plywood backboard.



NERO Round | W-BSW

- (W) The lateral armrests are varnished beech plywood board, and finished with a solid wooden armrest unit.
- (BSW) Both backrest and seat padding are supported by a varnished beech plywood backboard.



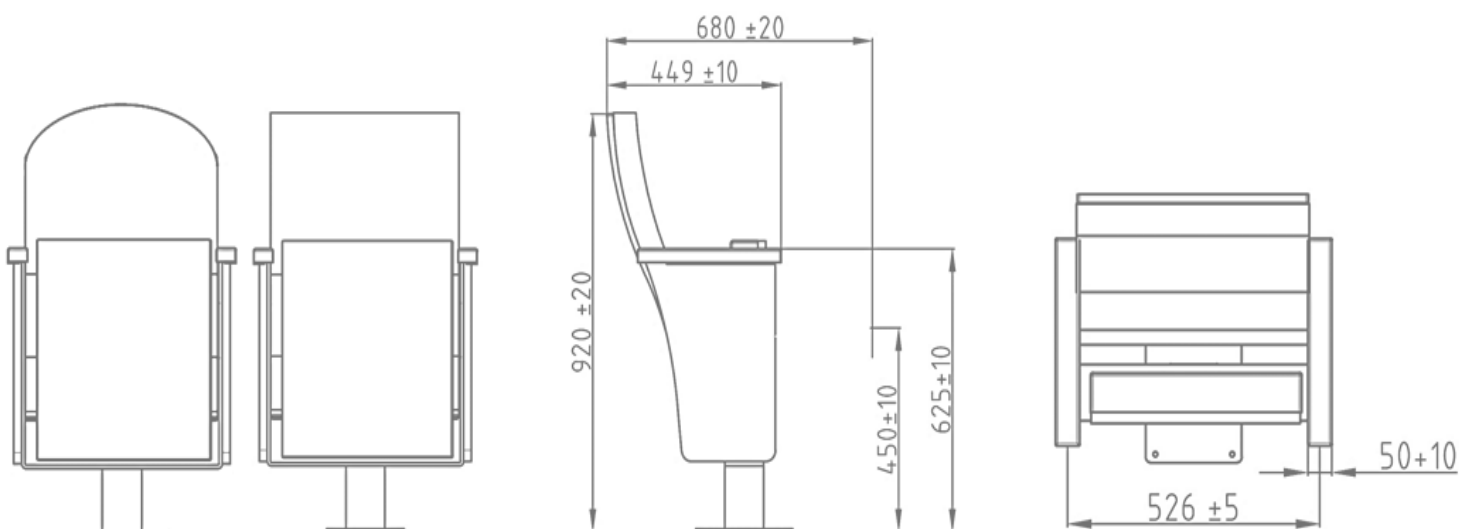
NERO Round | W-BW

- (W) The lateral armrests are varnished beech plywood board, finished with a solid wooden armrest unit.
- (BW) The backrest padding is supported by a varnished beech plywood backboard.



NERO Round | W-BW

- (W) The lateral armrests are varnished beech plywood board, and finished with a solid wooden armrest unit.
- (BSF) Both backrest and seat padding are fully upholstered with padded cover.



OSCAR_{SERIES}

OSCAR is manufactured in accordance with the needs of conference and theater halls and in ergonomic designs targeting comfort that fits the audience perfectly.



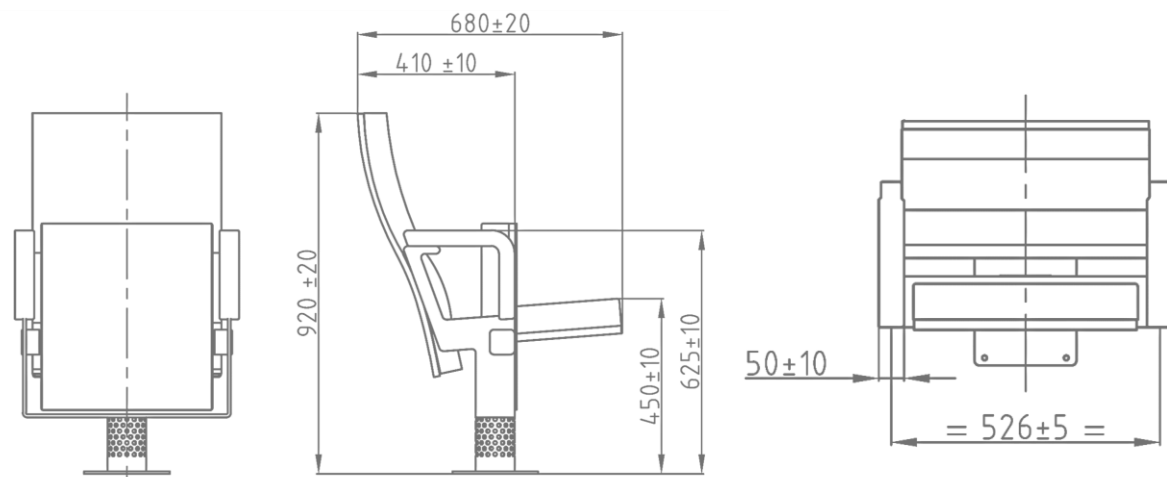
OSCAR-Line



OSCAR series auditorium seating is manufactured in accordance with the needs of conference and theater halls and also in ergonomic designs targeting comfort that fits the audience perfectly.

The series is in line with the needs of the investor and the audience; It is enriched with central legs, upholstered fabric or leather upholstery, a backrest, and a seat unit wooden cover.

The combination of design and comfort makes the series the ideal choice to equip Auditorium and Theater Halls, Conference and Convention Centers, Performing Arts Centers, Corporate and Public Building Halls, and Education/School Halls.



OSCAR-Round



SKY SERIES

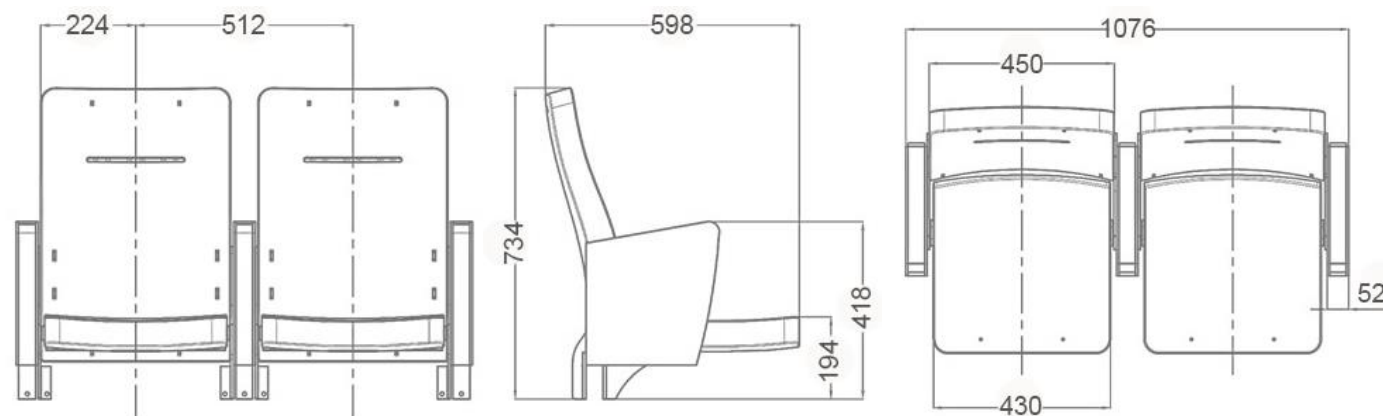
SKY lecture theater seat is renowned for its comfort, function, and versatility. It is ergonomically shaped with a contoured back and focuses particular attention on lumbar support and encouraging correct posture.



SKY lecture theater seat is renowned for its comfort, function, and versatility. It is ergonomically shaped with a contoured back and focuses particular attention on lumbar support and encouraging correct posture.

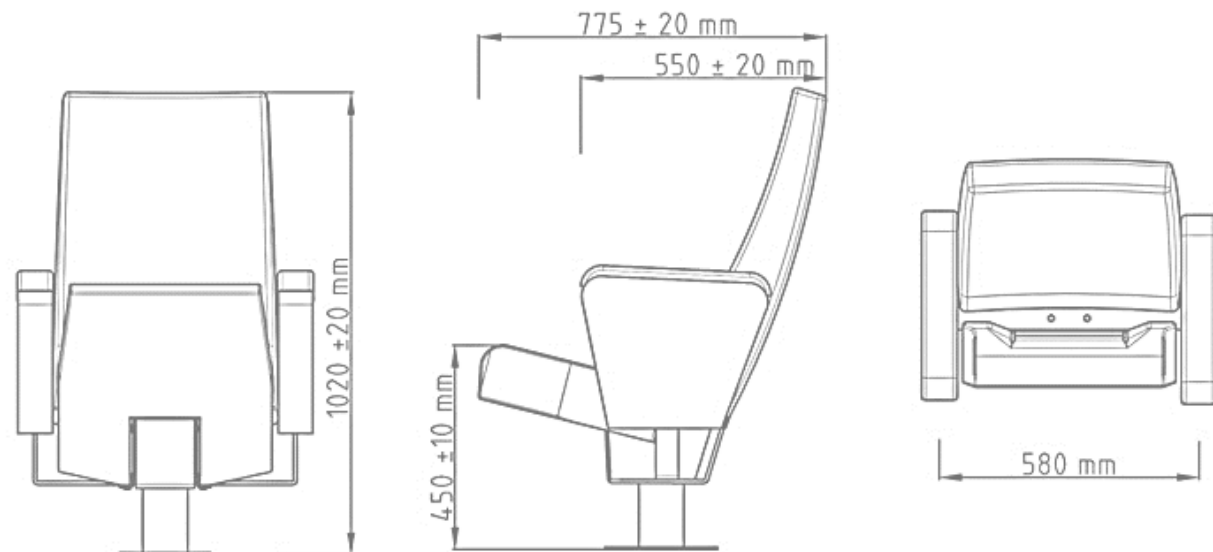
It is available as a floor, beam, or riser-mounted seat and is virtually maintenance-free. Lecture theatres achieve excellent utilization of space with this seat which is suitable for both radial and straight layouts.

The combination of design and comfort makes the series the ideal choice to equip Auditorium and Theater Halls, Conference and Convention Centers, Performing Arts Centers, Corporate and Public Building Halls, and Education/School Halls.



ASTRA_{SERIES}

ASTRA has a compact structure that allows for ease of access and egress and the extensive backrest options ensure maximum comfort and function.



OPTION FEATURES

ASTRA | F-BSF

- (F) The lateral armrests are fully upholstered with a padded cover.
- (BSF) Both backrest and seat padding are fully upholstered with padded cover.



ASTRA | FW-BSW

- (FW) The lateral armrests are fully upholstered and finished with a solid wooden armrest unit.
- (BSW) Both backrest and seat padding are supported by a varnished beech plywood backboard.



ASTRA | FW-BSF

- (FW) The lateral armrests are fully upholstered and finished with a solid wooden armrest unit.
- (BSF) Both backrest and seat padding are fully upholstered with padded cover.



ASTRA Round | F-BSF


- (F) The lateral armrests are fully upholstered with a padded cover.
- (BSF) Both backrest and seat padding are fully upholstered with padded cover.



ASTRA-WT | FW-BSF

- (WT) Equipped with an internal varnished beech plywood wooden writing tablet.
- (FW) The lateral armrests are fully upholstered and finished with a solid wooden armrest unit.
- (BSF) Both backrest and seat padding are fully upholstered with padded cover.





"SADABAT" Performing Arts Center - Istanbul-Turkey
Model: ASTRA; Number of Seats: 600 units; Year of development : 2016




"Municipality of EYUP" Cultural Center, Istanbul-Turkey
Model: ASTRA; Number of Seats: 285 units; Year of development : 2012

The Astra is the theatre seat of choice where comfort and durability are the primary concerns. Highly customizable, it is suitable for straight and radial layouts.

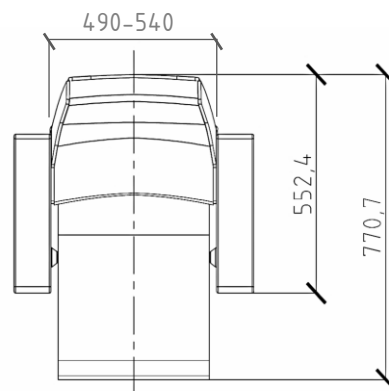
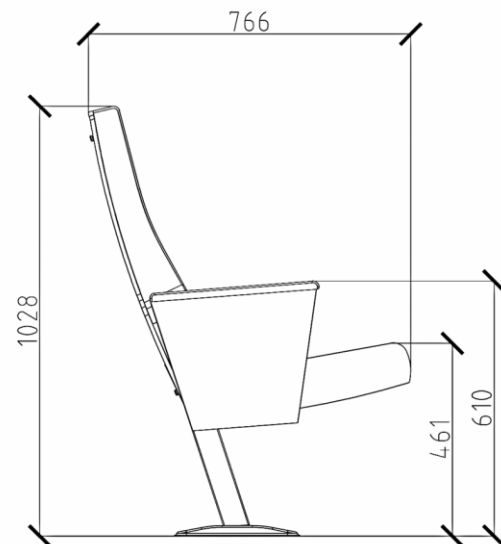
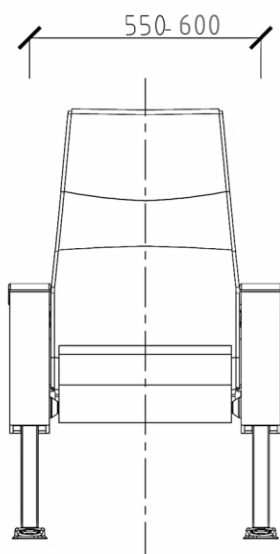
Its compact structure allows for ease of access and egress and the extensive backrest options ensure maximum comfort and function.

Designed to be comfortable and maintenance-free throughout its lifetime, this seat provides levels of comfort far beyond its size.



METRO | M SERIES

METRO is designed to be comfortable and maintenance-free throughout its lifetime, this seat provides levels of comfort far beyond its size.



OPTION FEATURES

METRO | MW-BSF

- (MW) The armrests are steel profile, finished with solid wooden armrest units.
- (BSF) Both backrest and seat padding are fully upholstered with padded cover.



METRO | MW-BW

- (MW) The armrests are steel profile and finished with solid wooden armrest units.
- (BW) The backrest padding is supported with a varnished beech plywood backboard.



METRO | MW-BSW

- (MW) The armrests are steel profile and finished with solid wooden armrest units.
- (BSW) Both backrest and seat paddings are supported with varnished beech plywood backboard.






Mahatma Gandhi International Convention Center, Niamey-Niger
Model of Seat: METRO; Number of Seats: 2.619; Year of development: 2019

METRO is designed to be comfortable and maintenance-free throughout its lifetime, this seat provides levels of comfort far beyond its size.

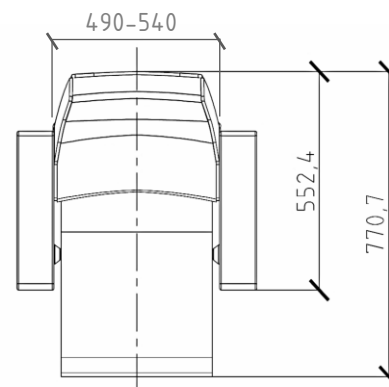
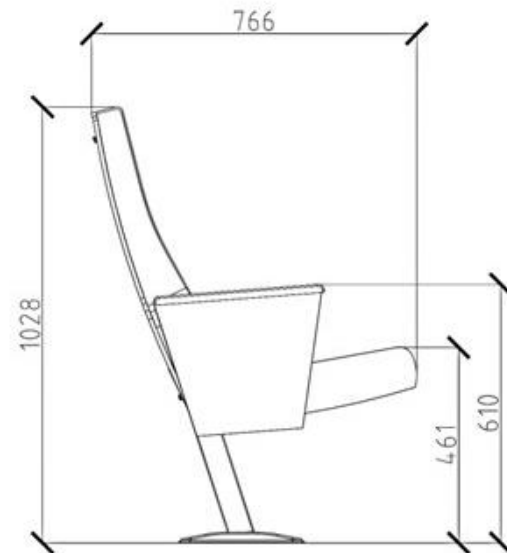
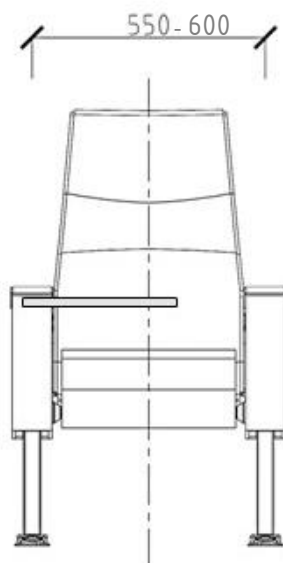
The series is in line with the needs of the investor and the audience; It is enriched with lateral legs, fabric or leather upholstery, a backrest, and a seat unit wooden cover.

The combination of design and comfort makes the series the ideal choice to equip Auditorium and Theater Halls, Conference and Convention Centers, Performing Arts Centers, Corporate and Public Building Halls, and Education/ School Halls.



METRO-WT | M SERIES

METRO-WT series are equipped with an internal writing tablet with a mechanism that provided strong durability. The writing tablet stays inside the armrest box when not used.



OPTION FEATURES

METRO-WT | MW-BSF

- (WT) Equipped with an internal varnished beech plywood wooden writing tablet.
- (MW) The armrests are steel profile, finished with solid wooden armrest units.
- (BSF) Both backrest and seat padding are fully upholstered with padded cover.



METRO-WT | MW-BW

- (WT) Equipped with an internal varnished beech plywood wooden writing tablet.
- (MW) The armrests are steel profile and finished with solid wooden armrest units.
- (BW) The backrest padding is supported with a varnished beech plywood backboard.



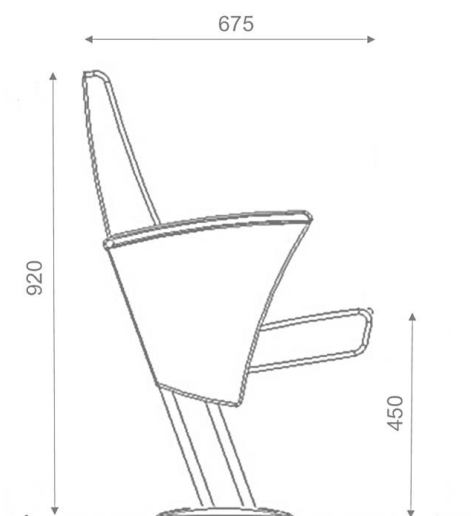
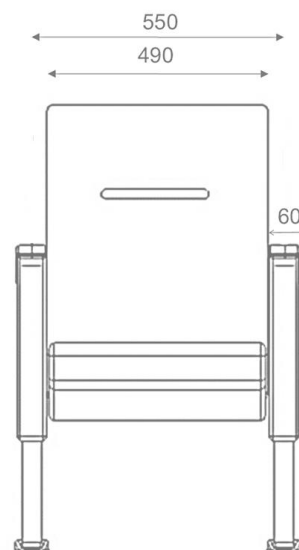
METRO-WT | MW-BSW

- (WT) Equipped with an internal varnished beech plywood wooden writing tablet.
- (MW) The armrests are steel profile and finished with solid wooden armrest units.
- (BSW) Both backrest and seat paddings are supported with varnished beech plywood backboard.



AQUA | M SERIES

AQUA is designed to be comfortable and maintenance-free throughout its lifetime, this seat provides levels of comfort far beyond its size.



OPTION FEATURES

AQUA | MW-BSF

- (MW) The armrests are steel profile and finished with solid wooden armrest units.
- (BSF) Both backrest and seat padding are fully upholstered with padded cover.



AQUA | MW-BW

- (MW) The armrests are steel profile and finished with solid wooden armrest units.
- (BW) The backrest padding is supported with a varnished beech plywood backboard.



AQUA | MW-BSW

- (MW) The armrests are steel profile and finished with solid wooden armrest units.
- (BSW) Both backrest and seat paddings are supported with varnished beech plywood backboard.




AQUA-WT | MW-BSF

- (WT) Equipped with an internal varnished beech plywood writing tablet.
- (MW) The armrests are steel profile, finished with solid wooden armrest units.
- (BSF) Both backrest and seat padding are fully upholstered with padded cover.





KADIR HAS Performing Arts Center, Kayseri-Turkey
Model: AQUA; Number of seat: 1.250, Year of development : 2013




KADİR TOPBAŞ Performing Arts Center, İstanbul-Turkey
Model: AQUA; Number of seat: 687; Year of development: 2017

The Aqua is the theatre seat of choice where comfort and durability are the primary concerns. Highly customizable, it is suitable for straight and radial layouts. Its compact structure allows for ease of access and egress.

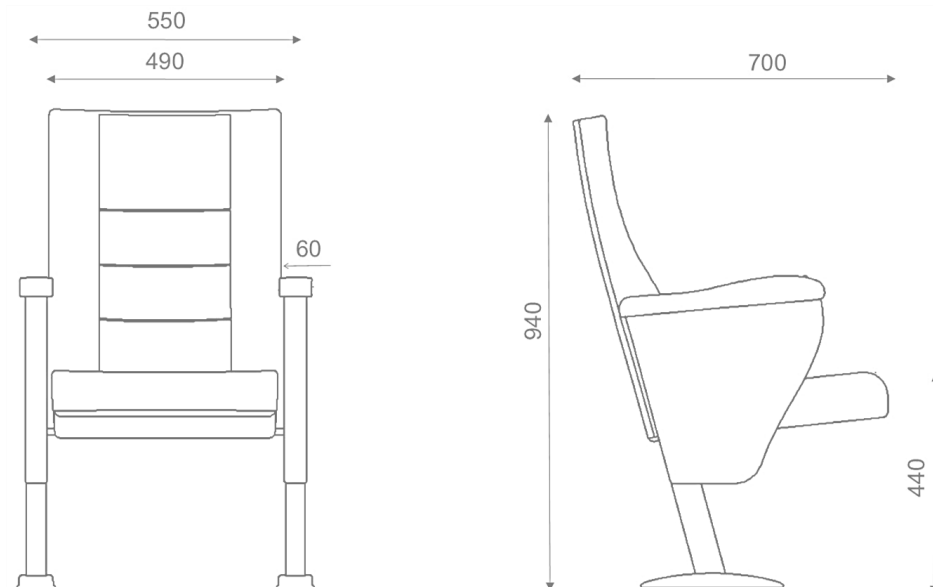
Its compact structure allows for ease of access and egress and the extensive backrest options ensure maximum comfort and function.

Designed to be comfortable and maintenance-free throughout its lifetime, this seat provides levels of comfort far beyond its size.



MIRA | M SERIES

MIRA is designed to be comfortable and maintenance free throughout its lifetime, this seat provides levels of comfort far beyond its size.



OPTION FEATURES

MIRA | MW-BSF

- (MW) The armrests are steel profile and finished with solid wooden armrest units.
- (BSF) Both backrest and seat padding are fully upholstered with padded cover.



MIRA | MW-BW

- (MW) The armrests are steel profile and finished with solid wooden armrest units.
- (BW) The backrest padding is supported with a varnished beech plywood backboard.



MIRA | MW-BSW


- (MW) The armrests are steel profile and finished with solid wooden armrest units.
- (BSW) Both backrest and seat paddings are supported with varnished beech plywood backboard.




MIRA-WT | MW-BSF

- (WT) Equipped with an internal varnished beech plywood writing tablet.
- (MW) The armrests are steel profile, finished with solid wooden armrest units.
- (BSF) Both backrest and seat padding are fully upholstered with padded cover.





AFAD Head Office Auditorium Hall, Ankara TURKEY
Model of Seat: MIRA; Number of Seat: 498 units; Year of development: 2015



ONAT KUTLAR Performing Arts Center, Gaziantep, TURKEY
Model of Seat: MIRA; Number of Seat: 580 units; Year of development: 2016

The Mira is the theatre seat of choice where comfort and durability are the primary concerns. Highly customizable, it is suitable for straight and radial layouts. Its compact structure allows for ease of access and egress.

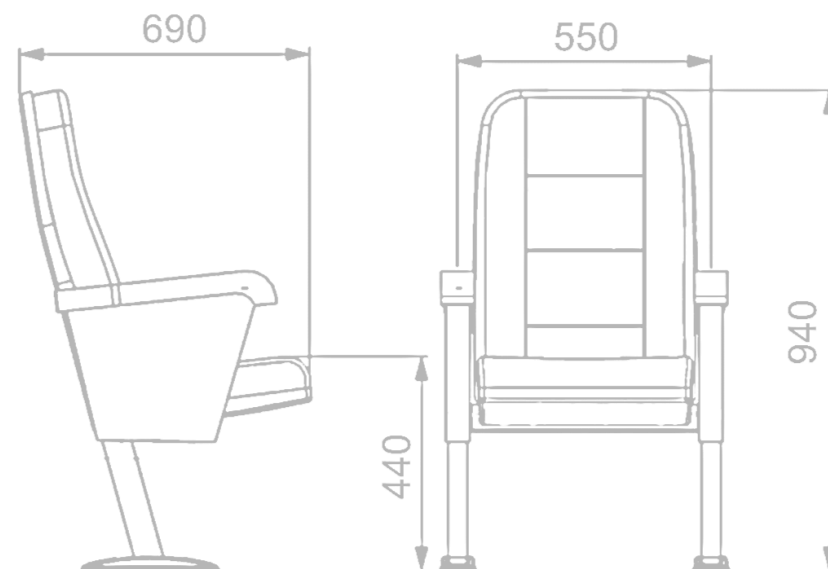
Its compact structure allows for ease of access and egress and the extensive backrest options ensure maximum comfort and function.

Designed to be comfortable and maintenance-free throughout its lifetime, this seat provides levels of comfort far beyond its size.



FLAT | M SERIES

FLAT is designed to be comfortable and maintenance-free throughout its lifetime, this seat provides levels of comfort far beyond its size.



OPTION FEATURES

FLAT | MW-BSF

- (MW) The armrests are steel profile and finished with solid wooden armrest units.
- (BSF) Both backrest and seat padding are fully upholstered with padded cover.



FLAT | MW-BW

- (MW) The armrests are steel profile and finished with solid wooden armrest units.
- (BW) The backrest padding is supported with a varnished beech plywood backboard.



FLAT | MW-BSW

- (MW) The armrests are steel profile and finished with solid wooden armrest units.
- (BSW) Both backrest and seat paddings are supported with varnished beech plywood backboard.



FLAT-WT | MW-BSF

- (WT) Equipped with an internal varnished beech plywood writing tablet.
- (MW) The armrests are steel profile, finished with solid wooden armrest units.
- (BSF) Both backrest and seat padding are fully upholstered with padded cover.





KIMYACHI Culture Palace Auditorium Halls, Baku- Azerbaijan
Model of Seat: FLAT; Number of Seats: 820; Year of development: 2017



The Flat is the theatre seat of choice where comfort and durability are the primary concerns. Highly customizable, it is suitable for straight and radial layouts. Its compact structure allows for ease of access and egress.

Its compact structure allows for ease of access and egress and the extensive backrest options ensure maximum comfort and function.

Designed to be comfortable and maintenance-free throughout its lifetime, this seat provides levels of comfort far beyond its size.

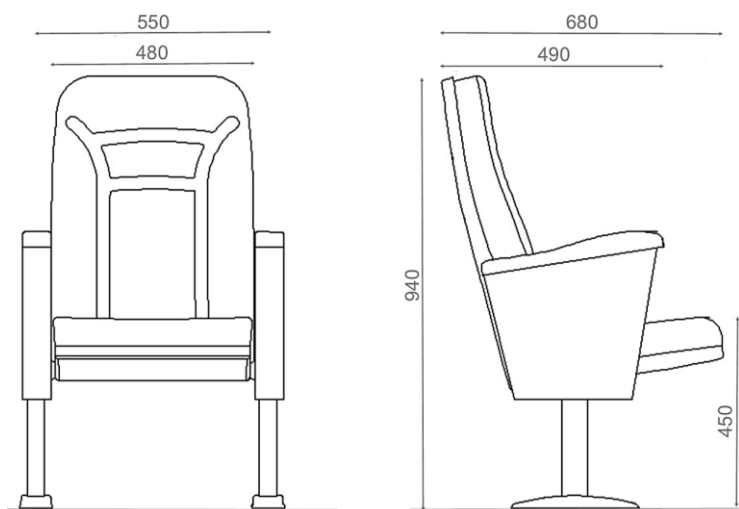


KIMYACHI Culture Palace,
Baku- Azerbaijan



FLEX | Mseries

FLEX is designed to be comfortable and maintenance free throughout its lifetime, this seat provides levels of comfort far beyond its size.



FLEX | MP-BSP

- (MP) The lateral feet are steel profile and finished with injection PP plastic armrest units.
- (BSP) Both seat and backrest padding are incorporated with an external PP plastic cover.



FLEX-CL | MP-BSP

- (CL) Central leg
- (MP) The lateral armrests are steel profile and finished with injection PP plastic armrest units.
- (BSP) Both seat and backrest padding are incorporated with an external PP plastic cover.



FLEX | MW-BSP

- (MW) The lateral feet are steel profile and finished with solid wooden armrest units.
- (BSP) Both seat and backrest padding are incorporated with an external PP plastic cover.



FLEX | MW-BSF

- (MW) The lateral feet are steel profile and finished with solid wooden armrest units.
- (BSF) Both backrest and seat padding are fully upholstered with padded cover.



FLEX | MW-BSW

- (MW) The armrests are steel profile and finished with solid wooden armrest units.
- (BSW) Both backrest and seat paddings are supported with varnished beech plywood backboard.



FLEX-WT | MP-BSP

- (WT) Equipped with an internal varnished beech plywood writing tablet.
- (MP) The lateral feet are steel profile, finished with injection PP plastic armrest units.
- (BSP) Both seat and backrest padding are incorporated with an external PP plastic covers.





University of AKSARAY, Kayseri TURKEY
Model of Seat: FLEX; Number of Seats: 1.175 units; Year of development: 2013

The Flex is highly customizable, it is suitable for straight and radial layouts. Its compact structure allows for ease of access and egress. Its compact structure allows for ease of access and egress and the extensive backrest options ensure maximum comfort and function. Designed to be comfortable and maintenance-free throughout its lifetime, this seat provides levels of comfort far beyond its size.

