


METRO SERIES

METRO | MW-BSF



SEGASİT ©

The leading Turkish brand of quality Auditorium, Theatre and Cinema Seating




Mahatma Gandhi International Convention Center, Niamey-Niger
Model of Seat: METRO; Number of Seats: 2.619; Year of development: 2019

Metro is designed to be comfortable and maintenance free throughout its lifetime, this seat provides levels of comfort far beyond its size.

Its compact structure allows for ease of access and egress and the extensive backrest options ensure the maximum comfort and function.

Designed to be comfortable and maintenance free throughout its lifetime, this seat provides levels of comfort far beyond its size.





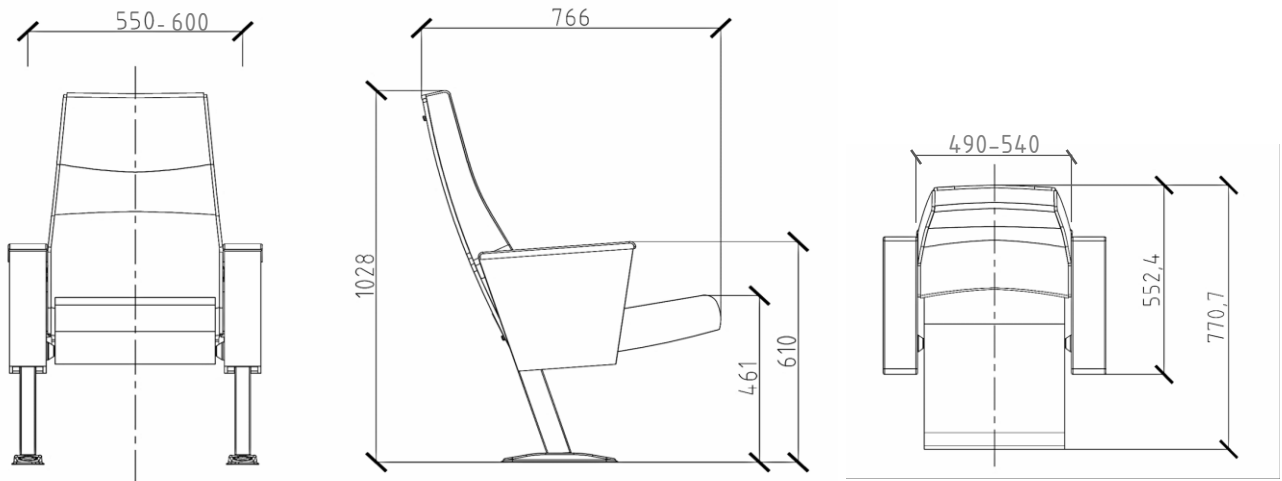
METRO series are manufactured in accordance with the needs of conference and theater halls and in ergonomic designs targeting comfort that fits the audience perfectly.

METRO | MW-BSF series are in line with the needs of the investor and the audience; It is enriched with lateral legs, fabric or leather upholstery.

The combination of design and comfort makes the series the ideal choice to equip Auditorium and Theater Halls, Conference and Convention Centers, Performing Arts Centers, Corporate and Public Building Halls, Education and School Halls.



DIMENSIONS (mm)



CHARACTERISTIC FEATURES

METRO | MW-BSF

- (MW) The lateral feet are steel profile, finished with solid wooden armrest units.
- (BSF) Both backrest and seat padding are fully upholstered with padded cover.

Dimensions

- Centre-to-Centre dimension is 55-60 cm.
- The nominal space for user is 49-54 cm.

Seat and Backrest units

- All paddings are produced with cold moulded CMHR polyurethane foam technology,
- Both backrest and seat padding has a carefully crafted ergonomic design, density 50-60 kg/m³.
- Upholstered with padded cover, removable by means of a zipper.
- The seat padding is single block of moulded polyurethane foam that incorporates internal metal frame structure.
- The backrest padding is single block of moulded polyurethane foam that incorporates internal metal frame structure which, due to their shape and composition, offers great back and lumbar support.
- Tip-up seat folds automatically with inside weight balance system. Totally silent and maintenance free.

Armrest

- Fixed and shared armrest with a curved design.
- Made of 20 mm thick varnished beech solid wooden.
- Decorative lateral panels made of MDF board and upholstered with padded cover.

Structure

- The lateral feet are made of 60*40*1,5 mm steel metal profile structure designed and produced to provide durability and long life.
- Each lateral leg is joined to a 2 mm thick molded steel metal base and fixed to the floor using metric screws or other suitable type of anchorage for each type of surface
- The metal parts are painted electrostatic powder paint. Coat thickness 80 micron ± 10.
- The fully upholstered backrest padding is fixed to a metal structure, which is joined to the lateral legs with a concealed insertion system provided strong durability.
- The system is very resistant and ensures the perfect alignment of the backrests when forming a row.

Options

- Seat, row numbering and logo embroidery.
- Variety of foam density.
- Variety of fabrics with abrasion, fading and non-flammability characteristics.
- Variety of high quality faux and genuine leather.

CERTIFIED PRODUCTION

In our production plant we have implemented the quality management system ISO 9001:2015, the environmental management systems ISO 14001:2015, the safety management system OHSAS 18001:2007 are standard.