




ROYALSERIES

SEGASit ©



The leading Turkish brand of quality Auditorium, Theatre and Cinema Seating



This is the most important version in the collection, where the classic elegance of the backrest and the soft line of the seat combine all the features of functionality and ergonomics, expressing them at their best.

Its compact structure allows for ease of access and egress and the extensive backrest options ensure the maximum comfort and function.

Designed to be comfortable and maintenance free throughout its lifetime, this seat provides levels of comfort far beyond its size.





The Royal is the theater and auditorium seat of choice where comfort and durability are the primary concerns. Highly customizable, it is suitable for straight and radial layouts.

The series are in line with the needs of the investor and the audience; It is enriched with lateral legs, fabric or leather upholstery, backrest and seat unit wooden cover.

The combination of design and comfort makes the series the ideal choice to equip Auditorium and Theater Halls, Conference and Convention Centers, Performing Arts Centers, Corporate and Public Building Halls, Education and School Halls.



OPTION FEATURES

ROYAL | F-BSF

- (F) The lateral feet are fully upholstered with padded cover.
- (BSF) Both backrest and seat padding are fully upholstered with padded cover.



ROYAL | F-BW

- (F) The lateral feet are fully upholstered with padded cover.
- (BW) The backrest padding is supported by a varnished beech plywood backboard.



ROYAL | F-BSW

- (F) The lateral feet are fully upholstered with padded cover.
- (BSW) Both backrest and seat padding are supported by a varnished beech plywood backboard.



ROYAL | FW-BSF

- (FW) The lateral feet fully upholstered, finished with solid wooden armrest unit.
- (BSF) Both backrest and seat padding are fully upholstered with padded cover.



ROYAL | FW-BW

- (FW) The lateral feet fully upholstered, finished with solid wooden armrest unit.
- (BW) The backrest padding is supported by a varnished beech plywood backboard.

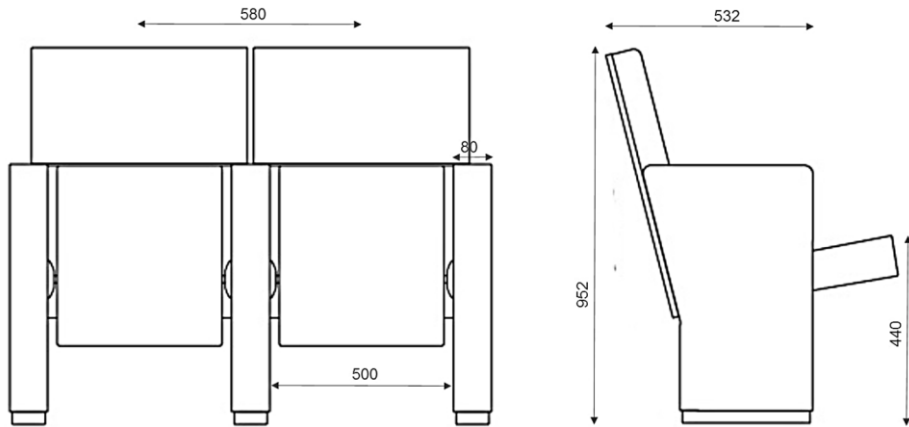


ROYAL | FW-BSW

- (FW) The lateral feet fully upholstered, finished with solid wooden armrest unit.
- (BSW) Both backrest and seat padding are supported by a varnished beech plywood backboard.



DIMENSIONS (mm)



CHARACTERISTIC FEATURES

Dimensions

- Centre-to-Centre dimension is 58 cm.
- The nominal space for user is 50 cm.

Seat and Backrest units

- All paddings are produced with cold moulded CMHR polyurethane foam technology,
- Both backrest and seat padding has a carefully crafted ergonomic design, density 50-60 kg/m³.
- The seat padding is single block of moulded polyurethane foam that incorporates internal metal frame structure, plus supported with an internal flat springs structure to provide sitting comfort long time.
- The backrest is made of beech plywood, incorporating two fully upholstered, open-cell polyurethane foam cushions which, due to their shape and composition, offers great back and lumbar support.
- Upholstered with padded cover, removable by means of a zipper.
- Tip-up seat folds automatically with inside weight balance system. Totally silent and maintenance free.

Optional

- **Controlled Slow Rising System** by means silent, controlled slow movement with no bumps.
- The seat folds up automatically with controlled slow movement by a pneumatic piston mechanism located at the side panel. Totally silent and maintenance free.

Armrests

- Fixed and shared armrest box in ergonomic design.
- Fully upholstered with padded cover.
- Optional, wooden armrest made of 20mm thick varnished solid wood.

Structure

- The lateral feet are single block unit made of unified double 40 mm thick MDF boards designed and produced to provide durability and long life.
- The lateral legs are joined to a steel base and fixed to the floor using metric screws or other suitable type of anchorage for each type of surface.
- The lateral side panels are supported by a central steel metal bridge construction designed and produced to provide durability and long life.
- The fully upholstered 20 mm thick beech plywood backboard is mounted on the central metal bridge with a concealed Allen bolt system.
- The fully upholstered double backrest paddings supported with 8 mm thick inner beech plywood are mounted on the backboard by a concealed insertion system.
- The metal parts are painted electrostatic powder paint. Coat thickness 80 micron \pm 10.

Options

- Side-mounted anti-panic foldaway writing tablet.
- Backrest wooden cover-Beech plywood.
- Seat back wooden cover-Beech plywood perforated.
- Seat, row numbering and logo embroidery.
- Variety of foam density.
- Variety of fabric with abrasion, fading and non-flammability characteristics.
- Variety of high quality faux and genuine leather.

CERTIFIED PRODUCTION

In our production plant we have implemented the quality management system ISO 9001:2015, the environmental management systems ISO 14001:2015, the safety management system OHSAS 18001:2007 are standard.